




\$10 Banknote Chatterbox

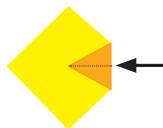
Kids Activity: Make a Chatterbox

Step 1: Print this A4 page at 100% portrait.

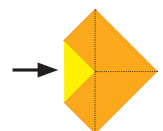
Step 2: Cut along the dashed lines so that you have a square.




Step 3: Place face down and fold each corner to the centre, so each corner meets in the middle.



Step 4: Flip over. Fold each corner to the centre so each corner meets in the middle.



Step 5: Fold the chatterbox in half.



Step 5: It's now ready for you to play.



RESERVE BANK OF AUSTRALIA

museum.rba.gov.au