

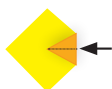


Kids Activity: Make a Chatterbox

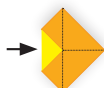
Step 1: Cut along the dashed line so that you have a square.




Step 2: Flip over and fold each corner to the centre, so each corner meets in the middle.



Step 3: Flip over again. Fold each corner to the centre so each corner meets in the middle.



Step 4: Fold the chatterbox in half.



Step 5: It's now ready to play.



RESERVE BANK OF AUSTRALIA

banknotes.rba.gov.au