



# Checking Australian Banknotes

## Your quick reference counterfeit detection guide

### First polymer series features



**HOLD** up to the light to see a seven-pointed star and the Australian Coat of Arms



**CHECK** clear window is part of the banknote

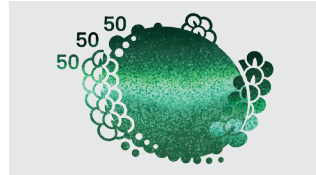


**USE** a UV light to see features fluoresce


### New polymer series features



**TILT** to see the bird's wings move and change colour, and the number change direction



**TILT** to see a rolling colour effect



**USE** a UV light to see features fluoresce

**Similar security features are used on all denominations**

With these key security features you can quickly and easily check your banknote is real.  
See the full list of security features at [banknotes.rba.gov.au](http://banknotes.rba.gov.au).

# Suspect Banknotes

## IT IS AN OFFENCE TO KNOWINGLY POSSESS COUNTERFEIT BANKNOTES

Suspect banknotes should be given to state or federal police. **Counterfeits have no value** – you will not be reimbursed. If they prove to be genuine banknotes, you will receive full value for them.

If you come across a banknote that you suspect is counterfeit, take the following steps:

### Step 1. Store safely

Handle the suspect banknote as little as possible and store it in an envelope.

### Step 2. Note details

Note any relevant information, such as how it came into your possession.

### Step 3. Report to Police

Report the matter immediately to state or federal police.

You are well within your rights to refuse to accept a banknote if you have concerns about it.

Under no circumstances should you take actions that may jeopardise your safety or that of others.

#### For more information

Visit: [banknotes.rba.gov.au](http://banknotes.rba.gov.au)

Email: [banknotes@rba.gov.au](mailto:banknotes@rba.gov.au)

Call: 1800 633 220



#### Download:

'RBA Banknotes' App

Available for Apple iOS and  
Android devices



RESERVE BANK  
OF AUSTRALIA