


Checking Australian Banknotes

Your quick reference counterfeit detection guide

First polymer series features



HOLD up to the light to see a seven-pointed star and the Australian Coat of Arms



CHECK clear window is part of banknote




USE a UV light to see features fluoresce


New polymer series features



TILT to see the bird's wings move and change colour, and the number change direction



TILT to see a rolling colour effect



USE a UV light to see features fluoresce

Similar security features are used on all denominations

With these key security features you can quickly and easily check your banknote is real.
See the full list of security features at banknotes.rba.gov.au.

Suspect Banknotes

IT IS AN OFFENCE TO KNOWINGLY POSSESS COUNTERFEIT BANKNOTES

Suspect banknotes should be given to state or federal police. **Counterfeits have no value** – you will not be reimbursed. If they prove to be genuine banknotes, you will receive full value for them. If you come across a banknote that you suspect is counterfeit, take the following steps:

Step 1. Store safely

Handle the suspect banknote as little as possible and store it in an envelope.

Step 2. Note details

Note any relevant information, such as how it came into your possession.

Step 3. Report to Police

Report the matter immediately to state or federal police.

You are well within your rights to refuse to accept a banknote if you have concerns about it. Under no circumstances should you take actions that may jeopardise your safety or that of others.

For more information

Visit: banknotes.rba.gov.au

Email: banknotes@rba.gov.au

Call: 1800 633 220



RESERVE BANK
OF AUSTRALIA